

# CIMA's Exemptions Calculator:

Your step-by-step guide to exam exemptions and choosing your pathway

## About CIMA's Exemption Calculator

Before you register with CIMA®, let's find out whether your education and experience qualify you for CGMA® exam exemptions.

This guide explains each step of using the exemption calculator, continuing your application, choosing your learning pathway, and exploring expedited elite programmes for experienced professionals and academics.

The [CIMA Exemption Calculator](#) helps pinpoint your entry point in your pursuit of the CGMA designation.

There are three pathways to attaining the [CGMA designation](#):

- [CGMA Finance Leadership Program](#)
- [Self-Tailored Learning Pathway](#)
- [CIMA's Apprenticeships](#) (England only)

By using the exemption calculator, you can potentially save time and effort on your way to earning the designation. To understand how exemptions are awarded, read more about [CIMA's Exemptions Policy](#).

If you've already used the calculator and would like to continue your registration, you can skip steps 1 and 2, and start from step 3: Select your learning pathway.

**Step 1:** Use the exemptions calculator.

**Step 2:** Continue your journey to enrol.

**Step 3:** Select your learning pathway.

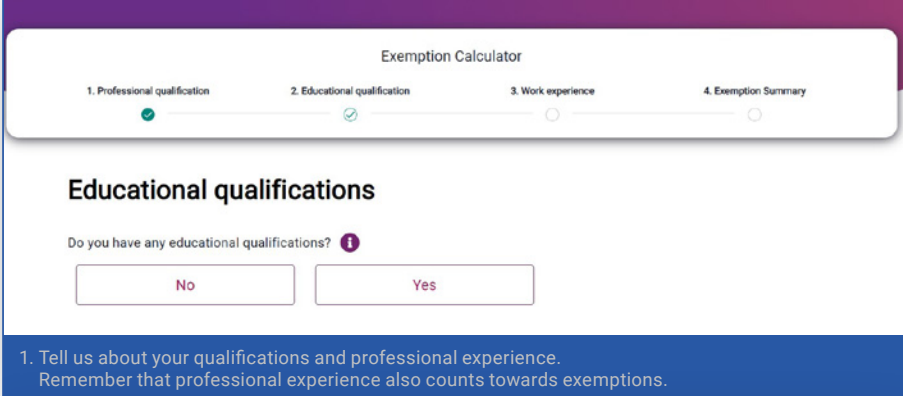
**Step 4:** Begin your application.

Gateways for experienced professionals

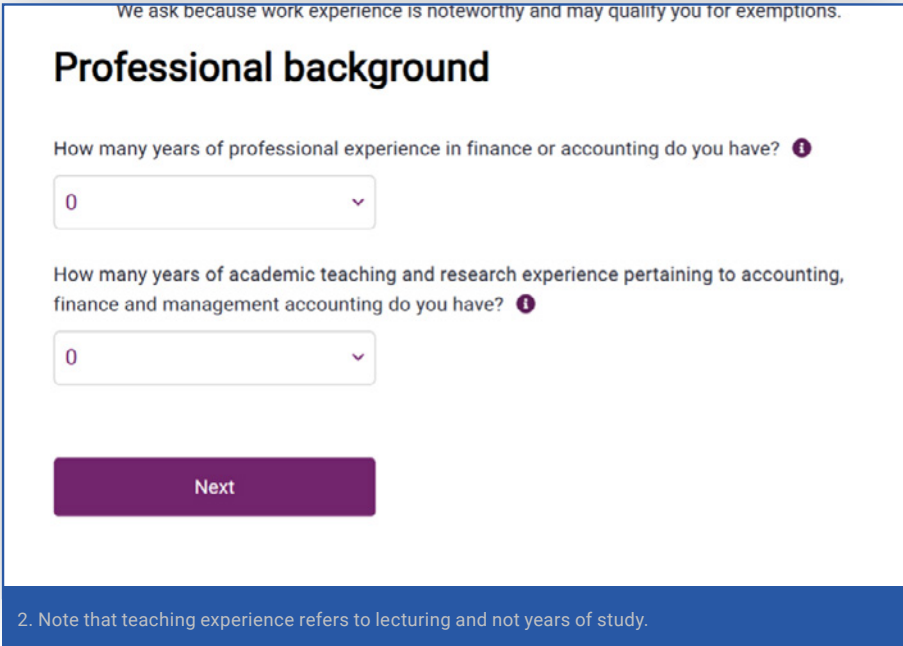
## Step 1: Use the exemptions calculator.

No registration is required to access the [exemptions calculator](#). There are just four easy steps:

1. Enter your qualifications and professional experience.  
(Prompts about teaching experience refer to lecturing and not years of study.)



The screenshot shows the 'Exemption Calculator' interface. At the top, there is a progress bar with four steps: 1. Professional qualification (checked), 2. Educational qualification (checked), 3. Work experience (unchecked), and 4. Exemption Summary (unchecked). Below the progress bar, the title 'Educational qualifications' is displayed. The main question is 'Do you have any educational qualifications?' with an information icon. There are two buttons: 'No' and 'Yes'. A blue footer bar contains the text: '1. Tell us about your qualifications and professional experience. Remember that professional experience also counts towards exemptions.'



The screenshot shows the 'Professional background' step. At the top, it says 'We ask because work experience is noteworthy and may qualify you for exemptions.' The title 'Professional background' is displayed. The first question is 'How many years of professional experience in finance or accounting do you have?' with an information icon. Below it is a dropdown menu showing '0'. The second question is 'How many years of academic teaching and research experience pertaining to accounting, finance and management accounting do you have?' with an information icon. Below it is another dropdown menu showing '0'. A purple 'Next' button is at the bottom. A blue footer bar contains the text: '2. Note that teaching experience refers to lecturing and not years of study.'

**Next Step:**  
Use the exemptions calculator. Pt2

**Step 1:**  
Use the exemptions calculator.

**Step 2:**  
Continue your journey to enrol.

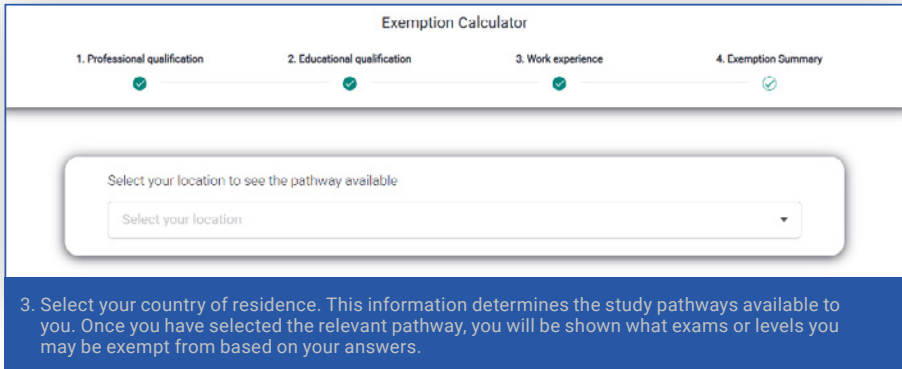
**Step 3:**  
Select your learning pathway.

**Step 4**  
Begin your application.

Gateways for experienced professionals

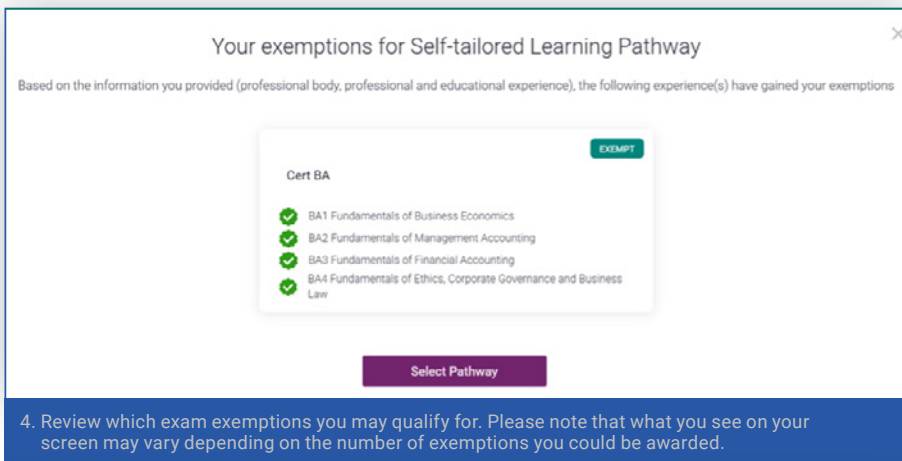
## Step 1: Use the exemptions calculator.

2. Select your country of residence to see available study pathways.



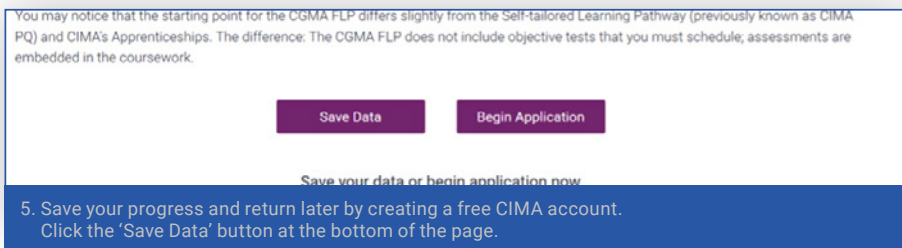
3. Select your country of residence. This information determines the study pathways available to you. Once you have selected the relevant pathway, you will be shown what exams or levels you may be exempt from based on your answers.

3. Review which exam exemptions you may qualify for.



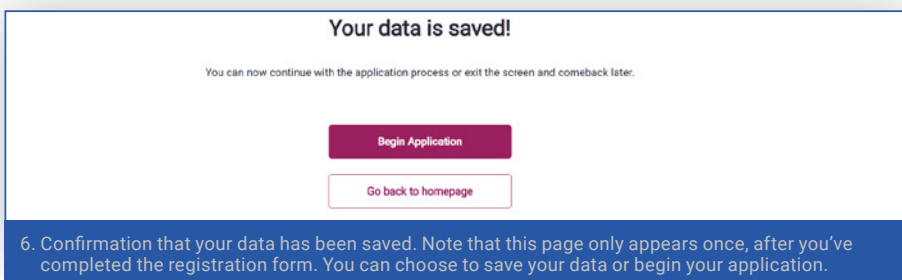
4. Review which exam exemptions you may qualify for. Please note that what you see on your screen may vary depending on the number of exemptions you could be awarded.

You may notice that the starting point for the CGMA FLP differs slightly from the Self-tailored Learning Pathway (previously known as CIMA PQ) and CIMA's Apprenticeships. The difference: The CGMA FLP does not include objective tests that you must schedule, assessments are embedded in the coursework.



5. Save your progress and return later by creating a free CIMA account. Click the 'Save Data' button at the bottom of the page.

4. Save your progress by creating a free CIMA account and clicking 'Save Data' at the bottom of the page.



6. Confirmation that your data has been saved. Note that this page only appears once, after you've completed the registration form. You can choose to save your data or begin your application.

**Step 1:**  
Use the exemptions calculator.

**Step 2:**  
Continue your journey to enrol.

**Step 3:**  
Select your learning pathway.

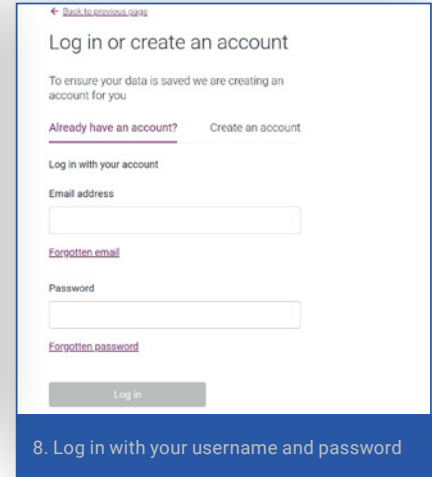
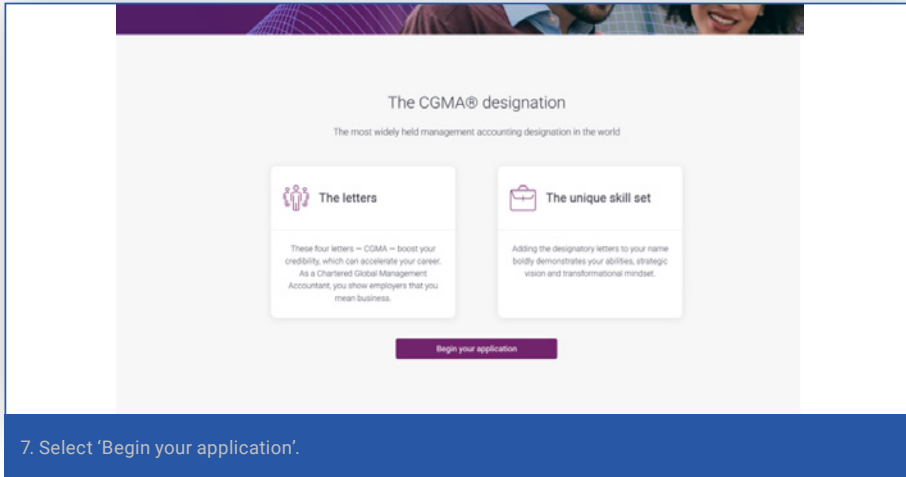
**Step 4:**  
Begin your application.

Gateways for experienced professionals

## Step 2: Continue your journey to enrol.

When you return and log in, you can pick up where you left off.

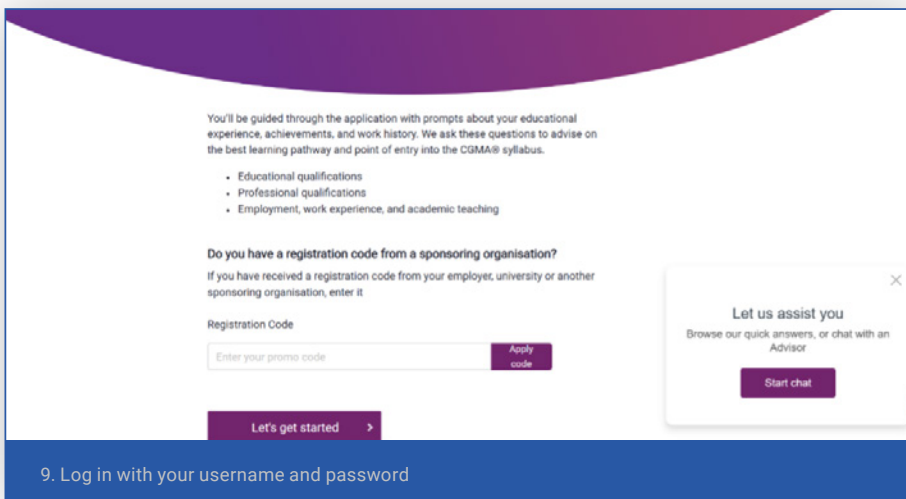
1. Go to [‘Your journey to the CGMA designation’](#) and log in with your username and password.



7. Select 'Begin your application'.

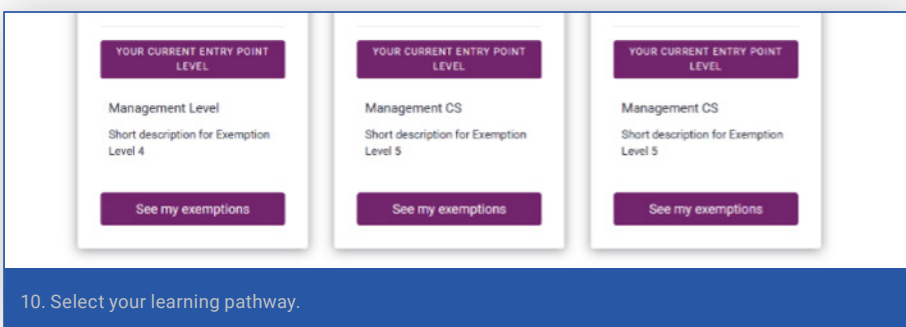
8. Log in with your username and password

3. You will see the screen titled 'You're only moments away from becoming a CGMA candidate'; press the 'Let's get started' button.

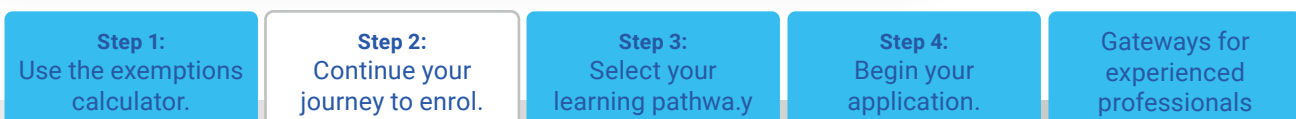


9. Log in with your username and password

4. You will be asked to select your learning pathway, after which your saved exemptions will display. If your exemptions don't appear right away, answer the question about holding a professional qualification – your saved exemptions will then be displayed.



10. Select your learning pathway.



## Step 3: Select your learning pathway.

If you're returning to complete your CGMA application after saving your exemptions, this step will guide you through selecting your learning pathway. After logging in, you'll see the learning pathways available to you based on your information. Select the pathway that best suits you to view your saved exemptions.

The screenshot displays three columns of learning pathway options:

- CGMA Finance Leadership Program:** An all-inclusive subscription for a self-paced e-learning experience. Benefits include an all-inclusive package, time-based subscriptions, business simulations, tutorial videos, and mock case study exams. Standard packages begin at \$2,000 or £1,000.
- Self-tailored Learning Pathway:** Candidates complete the Certificate in Business Accounting and 4 years to complete the 3 levels (Operational, Management, and Strategic). Benefits include the ability to pay for courses and tests as you go, flexibility in study methods, opportunities to showcase accomplishments, and the ability to take Objective Tests and Case Study Exams online or at a testing centre.
- CIMAs Apprenticeships:** Experience on-the-job training and mentorship. Benefits include work experience coupled with professional development, flexible learning solutions, CIMA-accredited qualifications, and no payment required for End Point Assessments (EPA).

12. Select 'no' or 'yes' to this question, and your saved exemptions will be displayed again.

If your exemptions don't appear right away, answer the question about holding a professional qualification – your saved exemptions will then be displayed.

The screenshot shows a progress bar with four steps: 1. Learning pathway (completed), 2. Professional qualification (current step), 3. Educational qualification, and 4. Work experience. Below the progress bar, a message states: "We value your experience, and exemptions could be applied for previously received professional qualifications." A question asks: "Do you hold an accounting qualification or licence?" with "No" and "Yes" buttons.

11. View your learning pathway and exemptions.

**Step 1:**  
Use the exemptions calculator.

**Step 2:**  
Continue your journey to enrol.

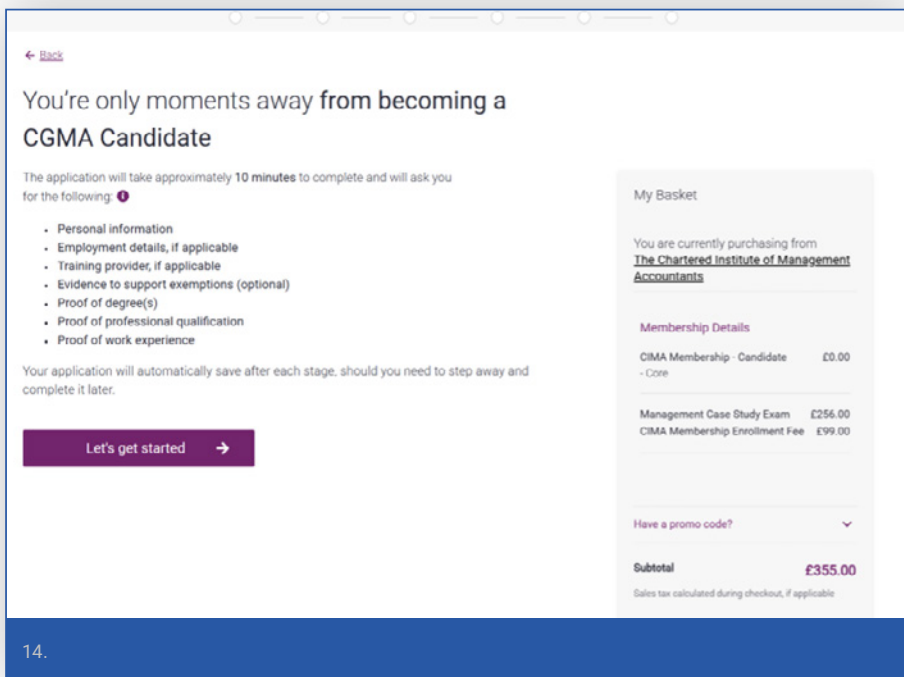
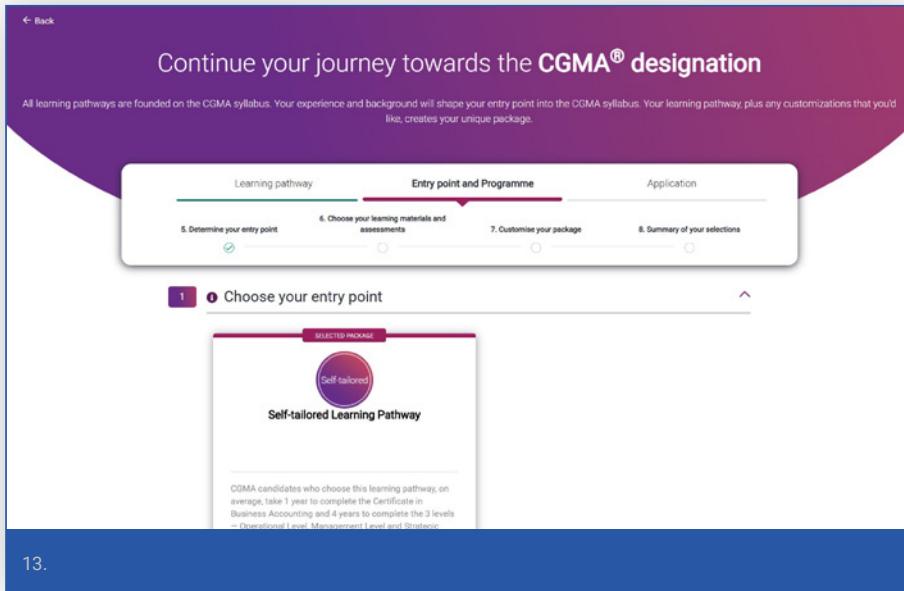
**Step 3:**  
Select your learning pathway.

**Step 4:**  
Begin your application.

Gateways for experienced professionals

## Step 4: Begin your application.

When you've chosen your learning pathway, you can continue to enrol and begin your CIMA registration process.



**Step 1:**  
Use the exemptions calculator.

**Step 2:**  
Continue your journey to enrol.

**Step 3:**  
Select your learning pathway.

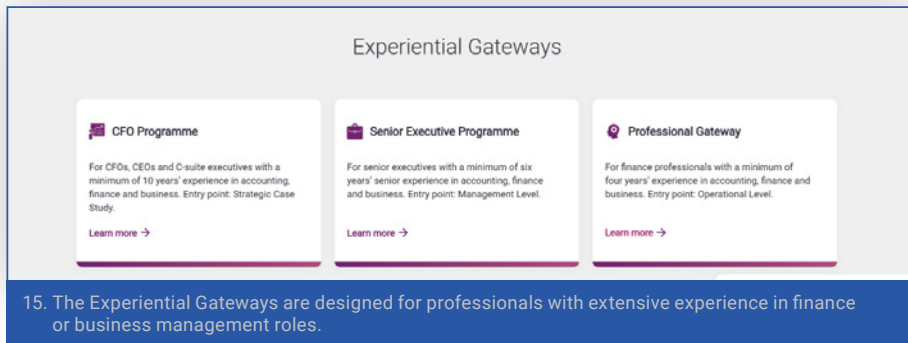
**Step 4:**  
Begin your application.

Gateways for experienced professionals

# Gateways for experienced professionals

If you're an experienced professional or academic with relevant background, you may be eligible to apply for an [expedited route](#) to earn the CGMA designation and CIMA membership.

Two gateway options are available:



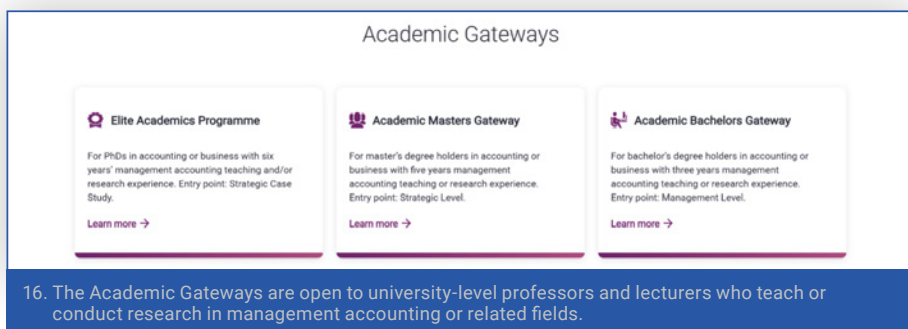
**Experiential Gateways**

- CFO Programme**  
For CFOs, CEOs and C-suite executives with a minimum of 10 years' experience in accounting, finance and business. Entry point: Strategic Case Study.  
[Learn more →](#)
- Senior Executive Programme**  
For senior executives with a minimum of six years' senior experience in accounting, finance and business. Entry point: Management Level.  
[Learn more →](#)
- Professional Gateway**  
For finance professionals with a minimum of four years' experience in accounting, finance and business. Entry point: Operational Level.  
[Learn more →](#)

15. The Experiential Gateways are designed for professionals with extensive experience in finance or business management roles.

## Experience gateways

1. CFO Programme
2. Senior Executive Programme
3. Professional Gateway



**Academic Gateways**

- Elite Academics Programme**  
For PhDs in accounting or business with six years' management accounting teaching and/or research experience. Entry point: Strategic Case Study.  
[Learn more →](#)
- Academic Masters Gateway**  
For master's degree holders in accounting or business with five years management accounting teaching or research experience. Entry point: Strategic Level.  
[Learn more →](#)
- Academic Bachelors Gateway**  
For bachelor's degree holders in accounting or business with three years management accounting teaching or research experience. Entry point: Management Level.  
[Learn more →](#)

16. The Academic Gateways are open to university-level professors and lecturers who teach or conduct research in management accounting or related fields.

## Academic gateways

1. Elite Academics Programme
2. Academic Masters Gateway
3. Academic Bachelors Gateway

**Next Step:**  
Gateways for experienced professionals

**Step 1:**  
Use the exemptions calculator.

**Step 2:**  
Continue your journey to enrol.

**Step 3:**  
Select your learning pathway.

**Step 4:**  
Begin your application.

Gateways for experienced professionals

# Gateways for experienced professionals

Fast track your journey to becoming a CGMA designation holder through one of our experiential pathways. Our wide range of international programmes offer exemptions to help finance professionals with proven business experience and proficiency qualify for CIMA membership more quickly. Each pathway includes a learning component, examinations, and support. Once complete, you can apply to become a CGMA designation holder and a CIMA member.

You can download our application [guide here](#).

How do I apply for a gateway?

For the Professional Gateway, download and complete the 'Employer Declaration Form' below, then go to the Earn your CGMA Designation section to register. For all other Gateways, you'll follow the four steps below.




- 1**  
**Read our guidance and complete the form below**  
Read the guidance to learn more about the gateway you are interested in, then complete the online form below and we'll contact you about eligibility and regional pricing.
- 2**  
**Submit documents**  
We will send you the correct paperwork to complete depending on the gateway along with any required supporting documentation. Supporting documentation may include a CV, academic certificates and transcripts, and/or a copy of an identity certificate or passport.
- 3**  
**Register with us**  
Upon approval of your application, we will ask you to create an online account and register with us.
- 4**  
**Pay and begin your studies**  
Once your account is created, you will pay the corresponding fees and then progress with your studies.

CGMA candidates who are professionally qualified with years of significant experience in accounting, finance, business and strategy are invited to apply. If approved, you would complete the learning program, sit the required exams, and submit your PER.

[Download guidance documents](#)

17. To apply, you will need to complete the 'Employer Declaration Form' labelled on this page as 'guidance documents'.

Additional download guidance documents

 Employer Declaration for the Academic Masters Gateway 04/18/2023 163.1 KB	 Employer Declaration for the Academic Bachelors Gateway 04/11/2023 102.8 KB	 Employer declaration for the CIMA Professional Gateway 04/18/2023 181.1 KB
--	--	---

Experiential and Academic Programmes Application Guidance  
Download the Experiential and Academic Programme Application Guidance  
[Download](#)

If you're an experienced professional or academic with relevant background, you may be eligible to apply for an [expedited route](#) to earn the CGMA designation and CIMA membership.

**Questions? Contact us at**  
Email: [futurestudents@aicpa-cima.com](mailto:futurestudents@aicpa-cima.com)  
Phone: +44 (0)20 8849 2251  
and select option 2 from the menu

**Step 1:**  
Use the exemptions calculator.

**Step 2:**  
Continue your journey to enrol.

**Step 3:**  
Select your learning pathway.

**Step 4:**  
Begin your application.

Gateways for experienced professionals